

# Glass Chair Mat 46x36

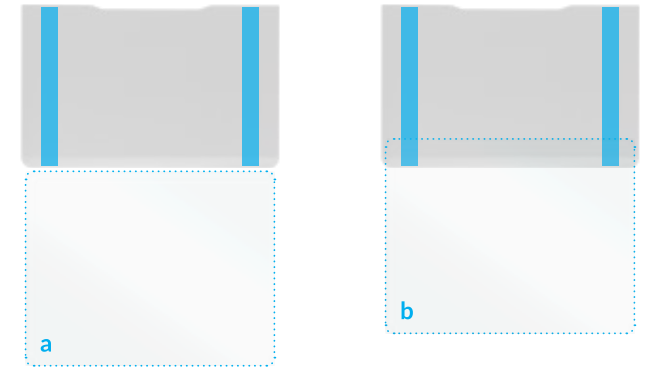
vari®

## Placement Guide for a Glass Chair Mat 46x36 with a Vari...

### ELECTRIC STANDING DESK 48x30

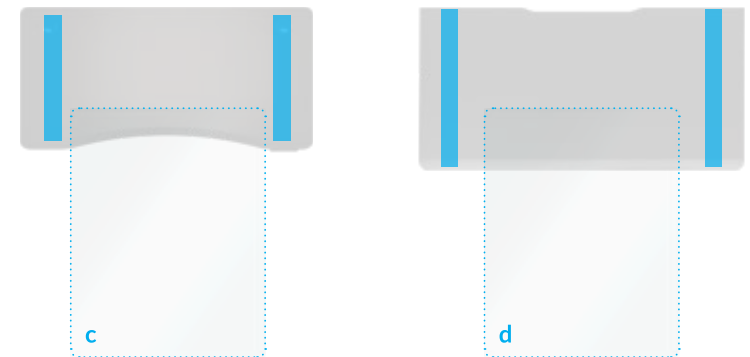
The mat should be placed in front of the desk in landscape orientation (a), extending wider than the desk's legs.

If it is preferred to have the mat slightly under the desk (b), both of the front legs/footpads will need to be placed on top of the mat. Before positioning the desk on the mat, extend the back foot levelers approximately ¼".



### ERGO ELECTRIC STANDING DESK 54x26

For the best coverage and fit for your chair and desk space, the mat should be placed in portrait orientation (long side running front to back) between the desk's legs (c).

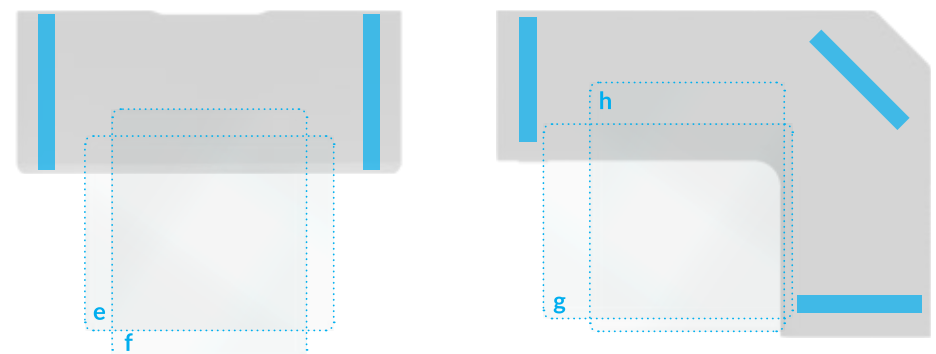


### ELECTRIC STANDING DESK 60x30

For the best coverage and fit for your chair and desk space, the mat should be placed in portrait orientation (long side running front to back) between the desk's legs (d).

### ELECTRIC STANDING DESK 72x30

The mat may be placed between the desk's legs, in either landscape (e) or portrait (f) orientation, depending on your preference.



### L-SHAPE ELECTRIC STANDING DESK 80x60

The mat may be placed between the desk's legs, in either landscape (g) or portrait (h) orientation, depending on your preference.

## Installation Preparation

- ✓ **DO** ensure the flooring surface is clean and free from dirt, sand, or other debris.
- ✓ **DO** use the included adhesive pads when using the mat on hard flooring surfaces. Place the dots 1" from the mat edge on each of the 4 corners.
- ! **DO NOT** allow the chair mat to come in contact with any type of metal—including metal furniture legs and metal chair casters—or another piece of glass.

## Care and Cleaning

- ! Tempered glass is resistant to scratches; however, metal and dirt particles can scratch the surface.
- 👍 Use mild detergent such as glass cleaner and a soft cloth to clean the chair mat.
- 🚫 Allow the mat to dry completely before resuming use.

## Precautions

- 🛒 1,000 lb. weight capacity.
- ! We do not recommend placing furniture or other objects on the edge of the glass chair mat.
- ! Some chairs may roll quickly across the glass surface. Recommend soft casters be used.
- 🏋️ Chair mats are intended and designed for normal office use. Heavy items can scratch or crack the surface if dropped onto the mat or corners.
- ! Use caution if moving chair off the edge of the mat.



**(800) 207-2587**

Patent and trademark information: [vari.com/patents](https://vari.com/patents).  
©2024 Varidesk, LLC All rights reserved.

**vari**®